

Participatory City Making Framework 2.0

A research perspective

TOOLConference

Jotte de Koning, Emma Puerari

Rotterdam, 5th April 2018

INGRID



PETER



DERK



JOTTE



EMMA



AGNELO



ARN



BERIT



PAULA



DAVID

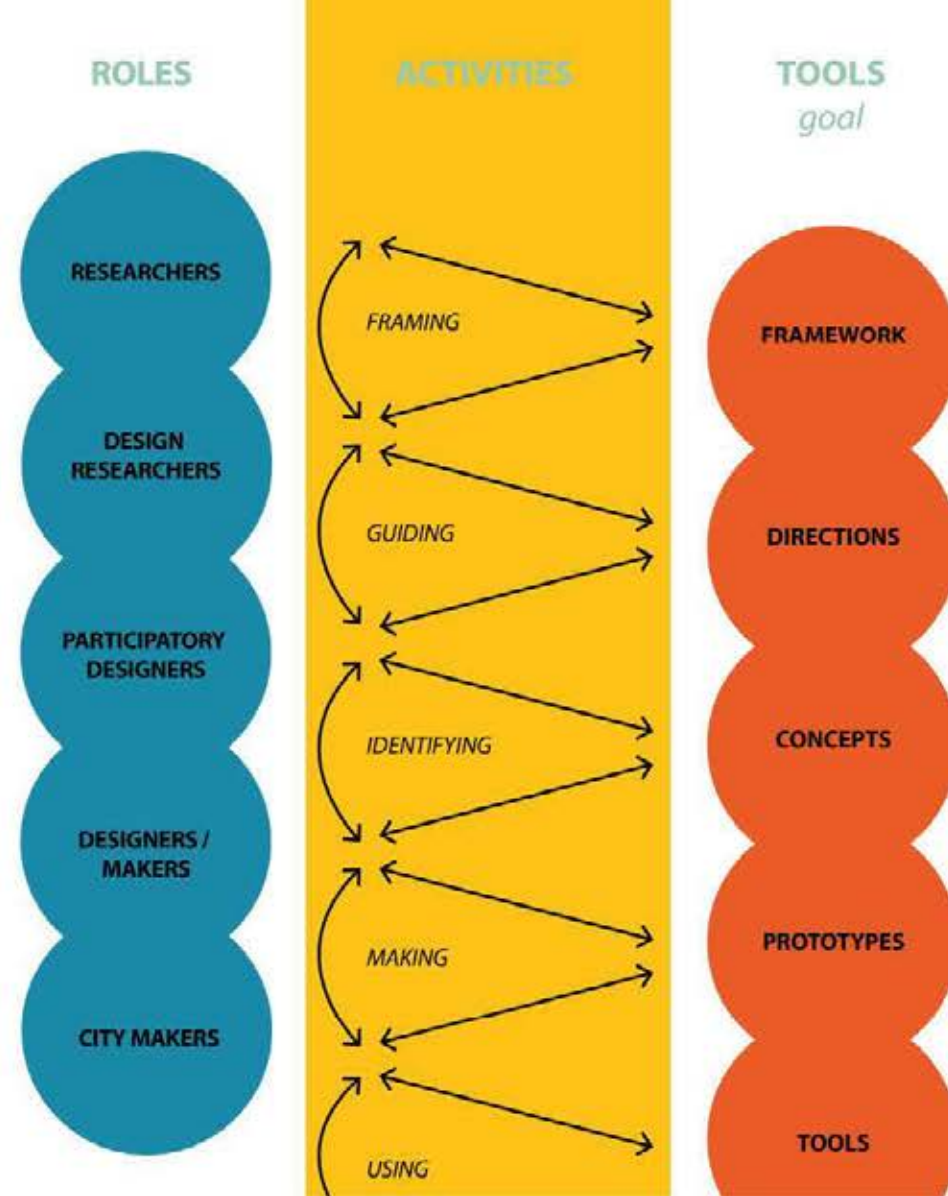


Agenda

1. Our process the last 1,5 year
2. Our different outputs over the last 1,5 years
3. In smaller groups, discussing and selecting 3 of the presented outputs
4. Presenting 1 selected output and envisioned use case
5. Group discussion

*HOW DID WE MEET
EACHOTHER?*

OUR PROCES

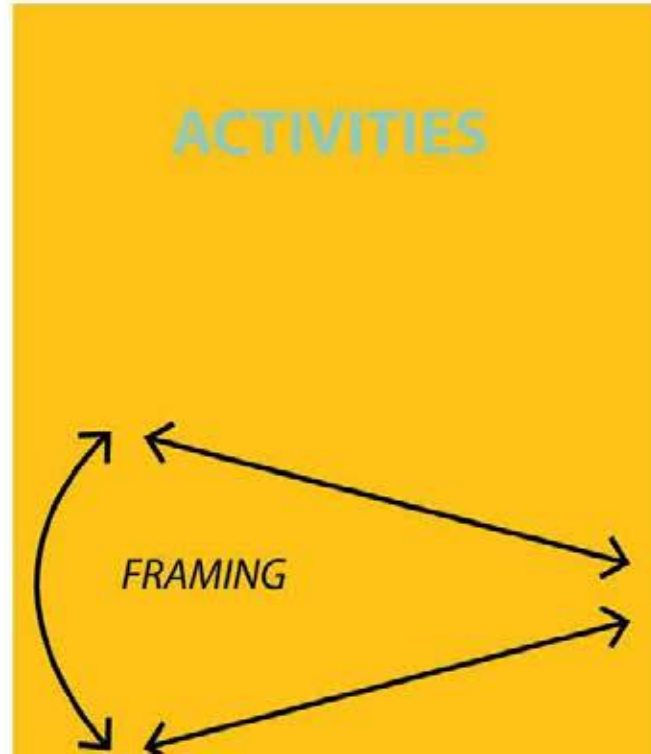




ROLES



ACTIVITIES



TOOLS
goal





ROLES

RESEARCHERS

**DESIGN
RESEARCHERS**

ACTIVITIES

FRAMING

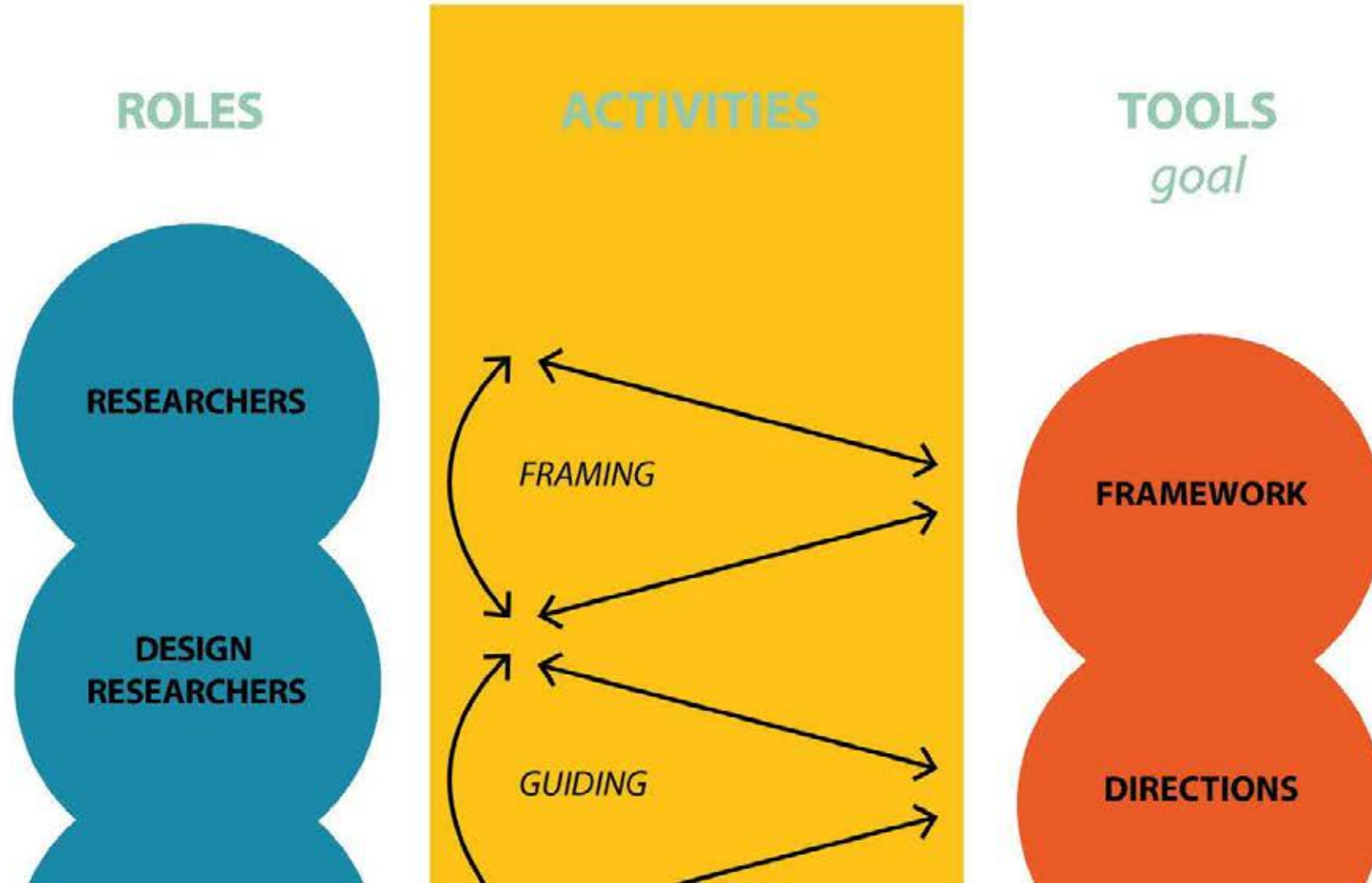
GUIDING

TOOLS

goal

FRAMEWORK

DIRECTIONS



ROLES

RESEARCHERS

DESIGN
RESEARCHERS

PARTICIPATORY
DESIGNERS

ACTIVITIES

FRAMING

GUIDING

IDENTIFYING

TOOLS

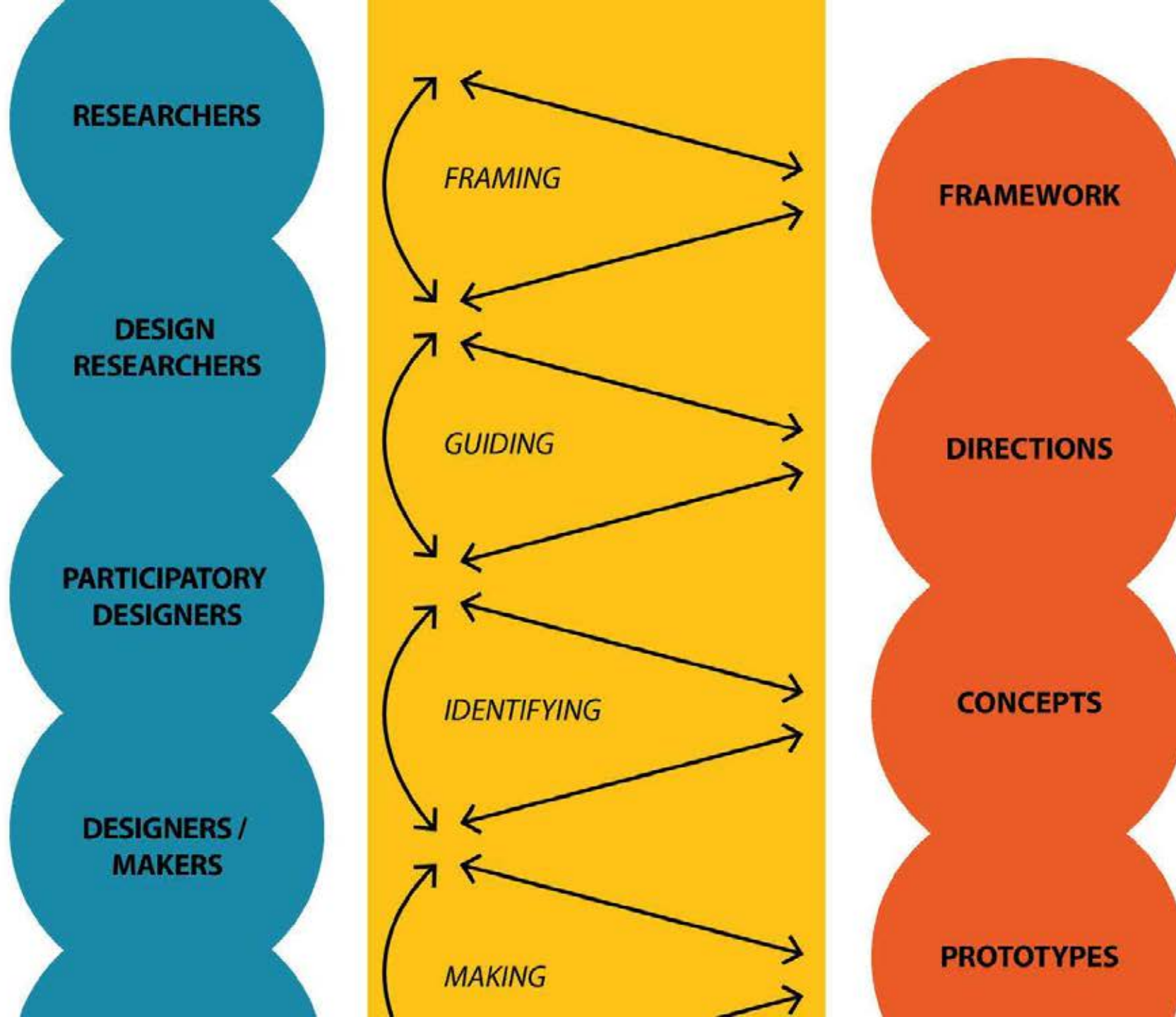
goal

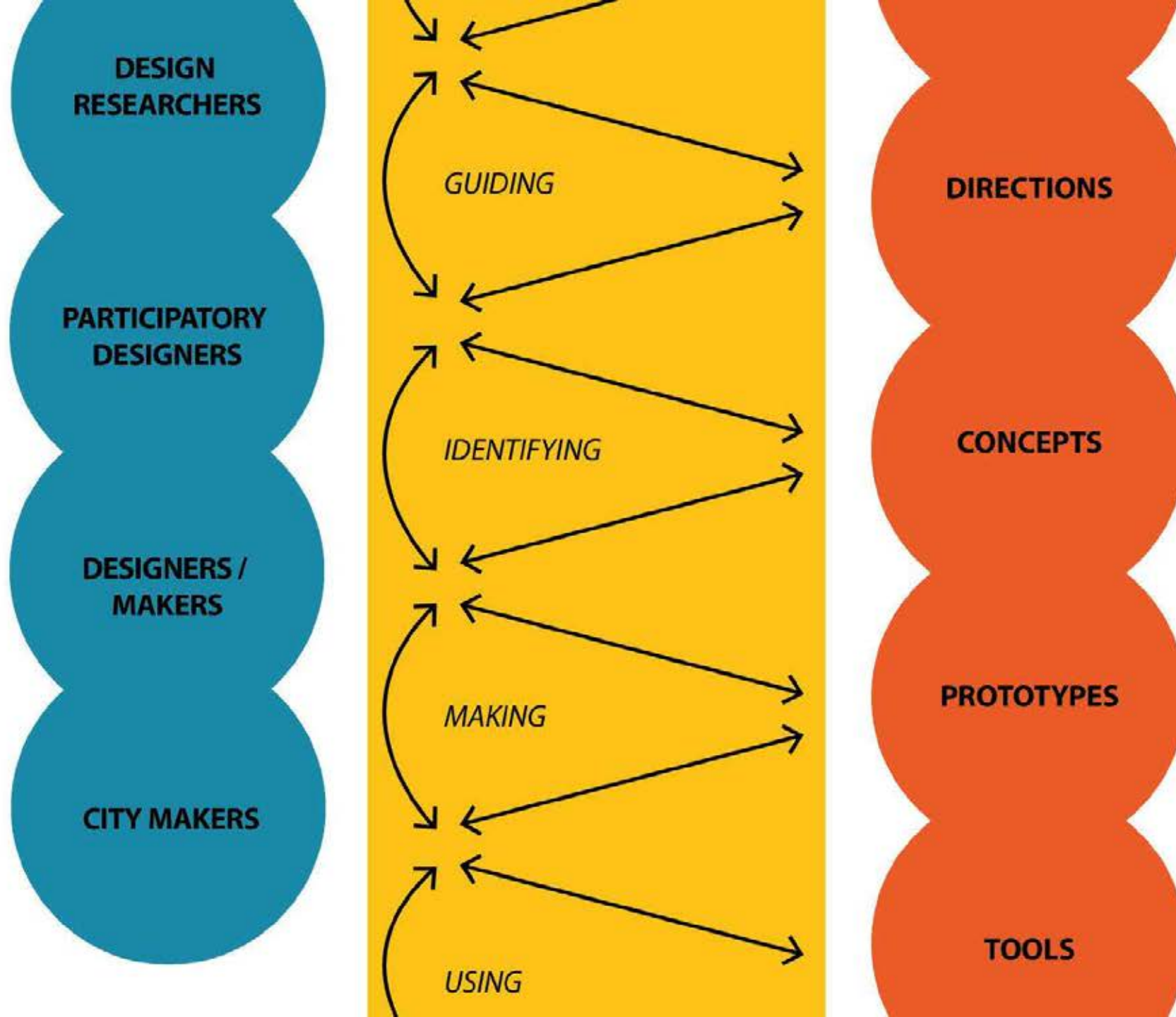
FRAMEWORK

DIRECTIONS

CONCEPTS





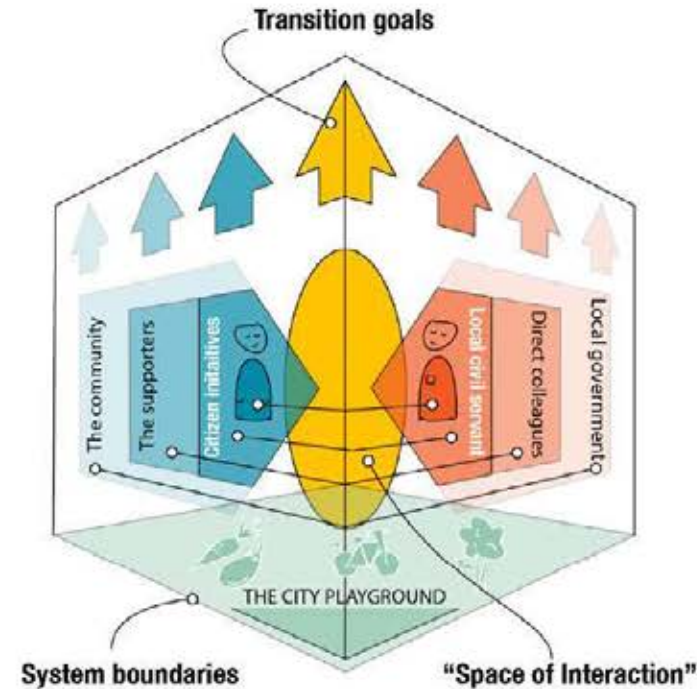


OUTPUTS

CONTEXT / LAND- SCAPE

Outcome

This visual helped us in a first understanding of the different forces and actors in the context of 'Participatory City Making'. Second, it helped us in identifying different type of tools needed.



4. TOOLS FOR
Developing new
thoughts & visions

3. TOOLS FOR
Facilitating
thoughts & actions

2. TOOLS FOR
Implementing
actions & things

1. TOOLS FOR
Making
signs & things



TYPES OF CITY MAKERS

Outcome

These types represent the types of city makers (their formal functions) in Participatory City Making.

THE OFFICIALS



With an focus on collaboration with citizens for a specific goal or inclusion in general

There are government officials that try to improve the collaboration and input of citizens on a specific topic or area (i.e. Mooier, mooier middelland). There are also government initiatives that call for input of citizens in general (i.e. Right to challenge).

THIRD SECTOR



Organized groups that aim at tackling a certain area or a specific theme or problem

There are people that unite into an organization to work together on a common goal towards a sustainable future of the city, area or theme. They often either started from a specific need in an area (Leeszaal west) or in specific area focused on general needs (Charlois aan het water).

THE CITIZENS



With an initiative that is about a specific area in a neighborhood, a square, a garden, a park, etc.

There is a goal of making the place better: more green, more open, more safe, more livable. There is often a strong component of doing things together and improving social cohesion. Or it is the other way around, social cohesion is strived after and that is executed / implemented in a specific place.

THE ENTREPRENEURS



With a social or sustainable vision for the city or a specific industry

There are entrepreneurs with a vision of change for a specific sector: food, furniture, waste, energy or so (i.e. Rechstreex, Rotterzwam). There are also entrepreneurs with a holistic vision on innovation and social impact that try to implement this in different sectors (i.e. Better future factory).



INTERVIEW GUIDELINE

*23 interviews
with key-people in
Rotterdam*

Outcomes

180 interview quotes
about participation
of civil servants
and initiatives in
Rotterdam

INITIATIVES INTERVIEW

Name:

Date:

Topic:

1 Objectives

What are the objectives of the initiative?

2 Collaboration

With whom do you collaborate?

How did the collaboration with the civil servant(s) / other initiative come about?

How was the collaboration organized?

What were the outcomes / outputs of the collaboration?

What happened after the collaboration?

With whom would you like to collaborate in the future?

Why do you not collaborate yet?

3 The organization and structure of the initiative

How is the initiative currently organized (formal or informal)?

What is the collaboration like within the initiative members / core group?

How did this structure come about?

4 The story of the initiative

How did it all start? What was the trigger to start the initiative?

5 Main challenges

What are the main challenges you faced?

6 Problems / resistance

Can you please describe if there was some specific resistance to your activity?

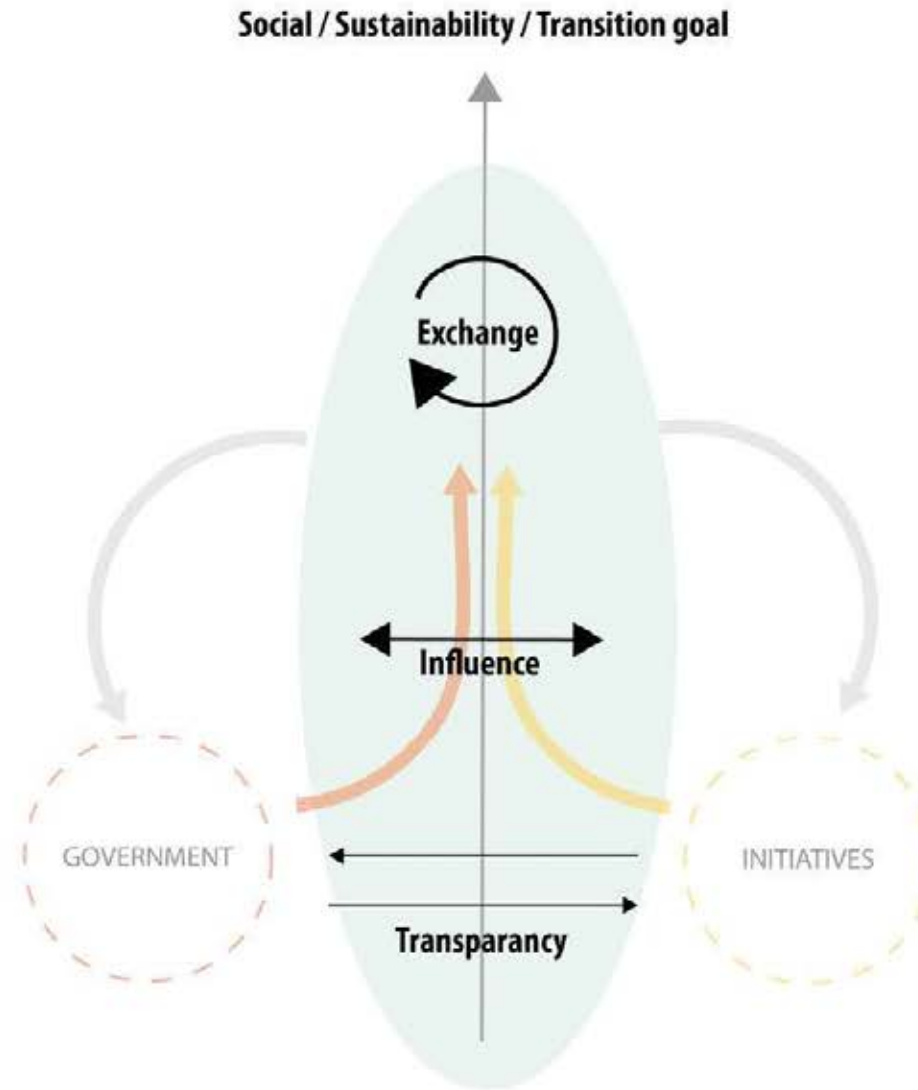
What is the future plan of the initiative? Scaling or not?



ISSUES

Outcome

Explorations of the different struggles and needs of government and initiatives in participation: there is a need for: Transparency, Influence & Exchange.



ROLES OF CITY MAKERS

Outcome

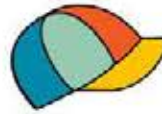
These roles help in making a difference between roles and functions. It helps not categorising people into their formal functions.



THE MAKERS

They make tools useful to experiment with innovative solutions

Digital or physical artisans constitute a contemporary cultural movement that represents an extension on a technological basis of the traditional world of Do It Yourself.



THE ORGANIZERS

They organize collaborative activities to tackle a certain area, theme or problem

There are collaborations of existing partners working together on a common goal towards a sustainable future of the city, area or theme. There are also collaborators that come from different groups that form new groups towards a common goal.



THE UNITER

With a focus on uniting / connecting others towards a holistic vision of the future

There are the initiatives of digital connection through a platform with outlets in the physical world. There are also initiatives with physical connections through a building or so with outlets into the online world (Blue city, Hollandse Nieuwe).



THE ACTIVISTS

They act within several realms using different strategies to make changes to happen.

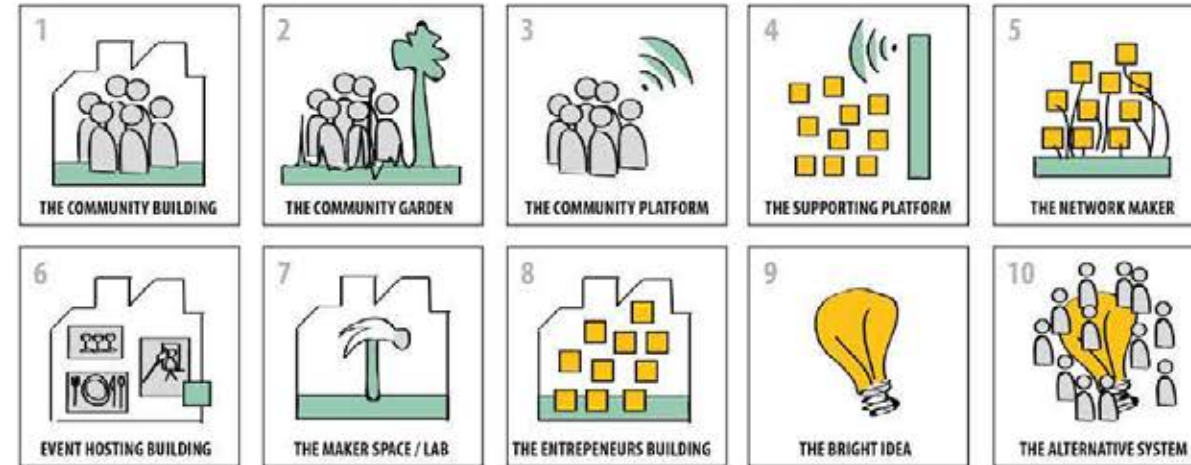
There are people who believe strongly in political, social and cultural change and take part in activities that aim to make that change to happen.



10 types of city maker initiatives

Outcome

These are the types of initiatives identified from a collection of 150+ initiatives in Rotterdam



- 1 The community building
- 2 The community garden / playground
- 3 The community platform / group
- 4 The supporting platform / institute (often on a specific topic)
- 5 The network initiative, connection makers (often in a specific area)
- 6 The building with room for events, experiments, artist hosting etc.
- 7 The maker space / lab building
- 8 The collective entrepreneurs / event building
- 9 The bright idea / innovation
- 10 The alternative system (monetary, energy, water, food, etc.)





Government & Initiative Participation

Outcomes

180 interview quotes clustered around the main issues of participation

WITHIN the government
WITHIN each initiative
and BETWEEN the two



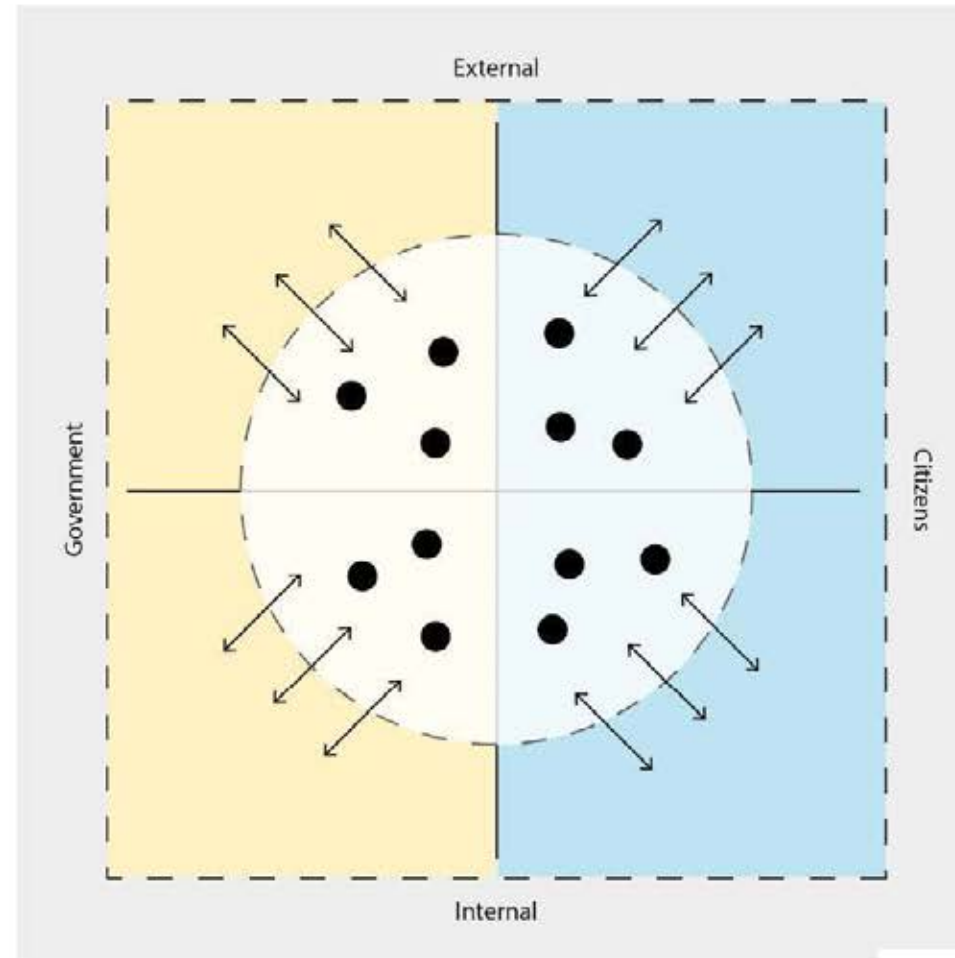
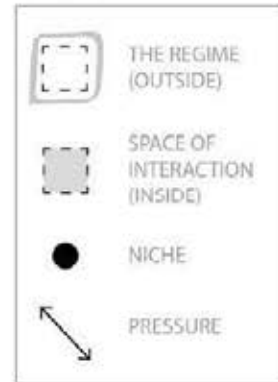
THE SPACE OF INTERACTION

Outcome

This visual represents the framing of the Transition Management perspective on the interactions between the different city makers

SPACE OF INTERACTION

LEGEND



Puerari, E., De Koning, J., Mulder, I., & Loorbach, D. (2017). Shaping Spaces of Interaction for Sustainable Transitions. In Proceedings of AESOP Annual Congress 2017 (pp. 202–208). Lisbon, 11-14 July 2017.



TRANS- PARANCY WORKSHOP

A tool for transparency

Outcomes

Many ideas and concepts for increasing transparency between initiatives and civil servants or municipality



Transparency tool

Outcomes

4) A tool to better identify people to talk to based on mutual interests and skills.



DUTCH DESIGN WEEK STAND

*A tool for
transparency*

Outcomes

Feedback on the tool
prototype on looks,
what people think it
is, how it works



OMGEVING- VISIE WORK- SHOP

What are the possibilities within the new 'omgevings visie' for city makers in Pernis?

Outcomes:

1. It is important to manage the 'expectations' of participation and make them clear good before
> *A possible 'tool' could be imagined that enables stakeholders to document expectations as well as the freedom that one gets.*

2. Continuity is important in Participation, between 'ambtenaar' and 'idea- holder'
> *If these two find each other over mutual interests there might be more ground for continuation: 'civil servant friend finder'*

3. For smaller projects it is easier to find money, when larger it is unclear where support and money can be found
> *A possible tool for funding steps could help in making small ideas big or starting small with big ideas*



GOV JAM

*Samen de Stad
Maken*

*Making the city
together*

Outcome:

A concept for
a 'coupling civil
servant': the missing
link, that is a direct
link between initiative
and municipality



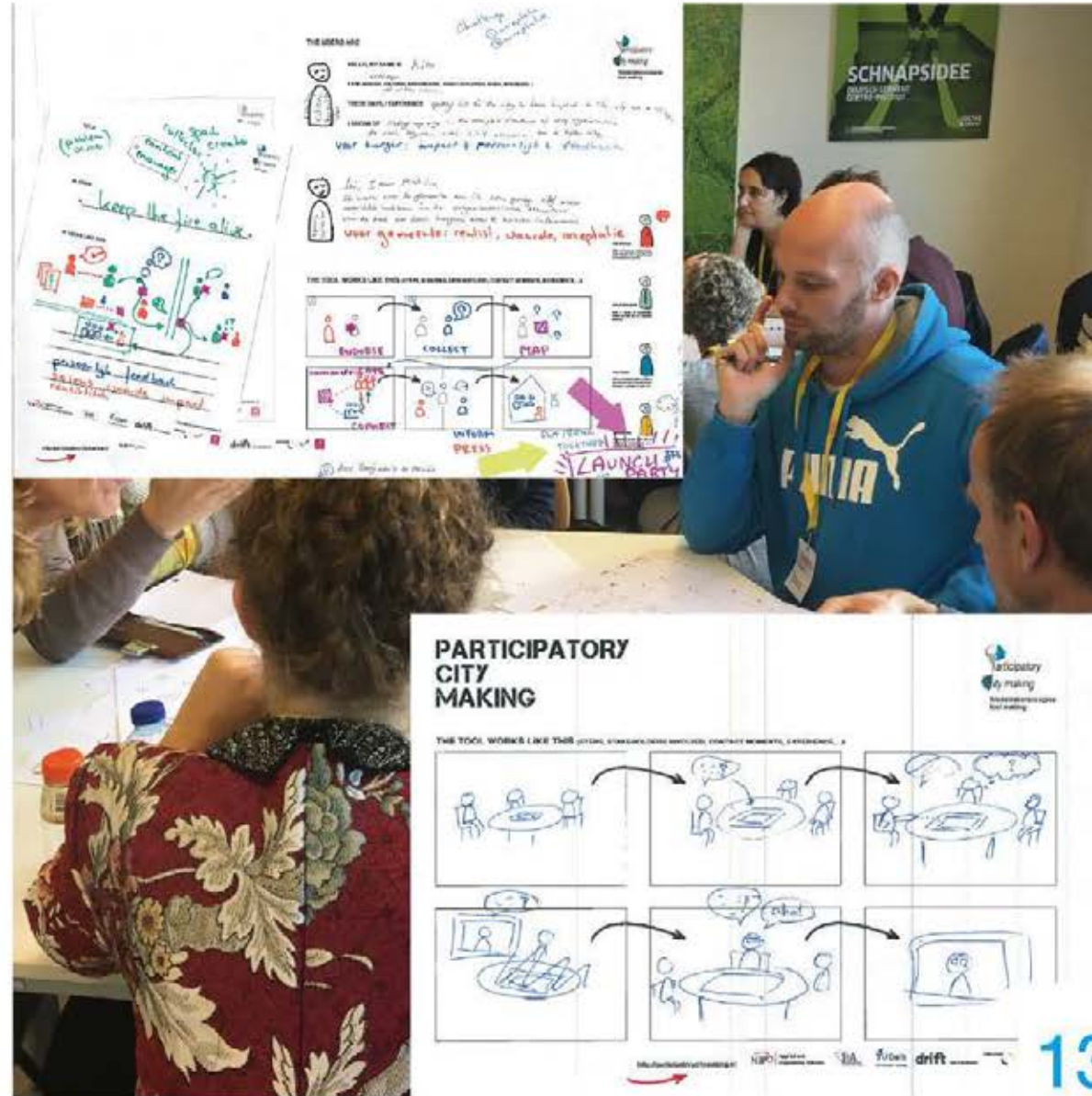
Stadsmakers congres

*Gereedschappen om de
stad te maken*

Outcomes

3 new tool ideas:

- 1) A 'citycafe' in the Stadhuis where civil servants and citizens can meet
- 2) A story teller tool
- 3) A city make map and city contentmanager



Design Thinking Workshop

With Zorgvrijstaat

Outcomes

Three tools used:

- 1) Coming to a shared goal by sharing visions
- 2) (literally) drawing on examples
- 3) Making a persona of a user profile



TOOL MATRIX

Outcome

This tool matrix maps different aspects possible of future tools.

It also identifies the different boundaries of the explorations to be done.

TOOLS	1.	2.	3.	4.	5.	6.	7.	8.	9.
FORM	DIGITAL - 1011000110 -	PHYSICAL - 10000000 -							
USERS types	i = initiative C = citizen	C = citizen		G = GOVERNMENT					
USER/SENSE RELATION	CONNECTING GATHERING RECEIVING	GATHERING RECEIVING	HELPING OTHERS	GETTING HELP ASKING					
USER BENEFITS GOALS OUTPUT	KNOWLEDGE	DATA	SKILLS	PEOPLE	ACCESS	RESOURCES	NEW EXISTING	VISION	IDEAS
SCALE	STREET	GERIED	CITY	NATIONAL					
USE SETTING	PUBLIC	INDIVIDUAL	PRIVATE	GROUPS					
INPUT	KNOWLEDGE	DATA	SKILLS	TIME	NETWORK	RESOURCES			
GOAL	THEME	CONNECTING	SCALING	LEARNING					
PROBLEM NO...	PLAN	IDEAS	TOOLS	PEOPLE	TIME	SKILLS	KNOWLEDGE	DATA	RESOURCES

TOOL DIRECTIONS

Outcome

Based on the workshops there were 9 different directions for tools identified. These were used as starting points for developing specific 'Participatory City Making Tools'

THE INTEGRALITY DEMONSTRATOR

A tool that shows the work you do in different fields

WHAT IS IT?

The 'integrality demonstrator tool' will enable you to show the work you do in different fields. It will help you to demonstrate to others that your project tackles more than just one issue and that it has value for different themes.

WHY DO YOU NEED IT?

This will help you in making clear that there is more you do than just tackling one issue, or one theme. It will be helpful in showing the value of your work to others, get partners on board, build your network in different fields but also possibly make you eligible for resources from different fields.

QUOTES FROM THE FIELD

"When there are benefits from one project in cluster A that also benefits problems in cluster B, how do you show that you did that for cluster B?"

"How can we make all benefits clear of a project, how do we 'apply or lobby' for money then?"

WHAT WILL IT CHANGE?

Hopefully, the tool will enable people to show the value of their projects that have an holistic approach. It might even encourage people to take a more integral and holistic approach to their upcoming projects. And, maybe even make funding for holistic projects easier.

WHAT COULD IT DEVELOP TOWARDS?

The initial tool does not necessarily involve numbers and facts on the impact of projects, since this often requires heavy data collection and monitoring. But it might in the future evolve into a tool that enables showing the numbers on the impact of one particular thematic project on the working fields of other themes.



EXPERT / USER PROTO- TYPING

Outcomes


3) 'Stadsmakerskist':
a set of physical
modular blocks
to make things in
the public space.
Delivered to you by
the municipality on
request, sponsored
by rest material of
businesses.



EXPERT / USER PROTO- TYPING

Outcomes

1) 'The webber'
displaying a projects
integrality and impact
on different aspects
on each beam.



EXPERT / USER PROTO- TYPING

Outcomes

2) 'Mayor if you dare'
to unbox and identify
freedom of action
for city makers.

For better guided
participation between
civil servants (the
municipality) and
citizens' initiatives



DISCUSSION IN GROUPS



Group Discussion guidance

- A. Discuss which 'output tools' do you like best?
and select your top 1, 2, 3 (or if you really cannot choose, 4)
- B. Discuss how you would use this in practice:
For what would you use it (or all three):
- For knowledge gathering / background / inspiration
 - To use as a framing tool / boundary object
 - In your daily life (as a citizen, activist, professional, etc...)
 - Alone or together with others
- When and how would you use it?
- Describe a situation

Final Discussion



So, what are these tools?

1. Research output or boundary objects or practical insights?
2. How would you have liked to be involved earlier on and in which ways?
 1. Formally part of the project, informally invited, informed about outputs, actively participating in developing, testing outputs, etc.?
3. How can these outputs be used in Participatory City Making?
4. How can we make these more tangible / visible in Rotterdam and beyond for practitioners?
5. Where do you think the combination of design and research is apparent?

Thank you!

